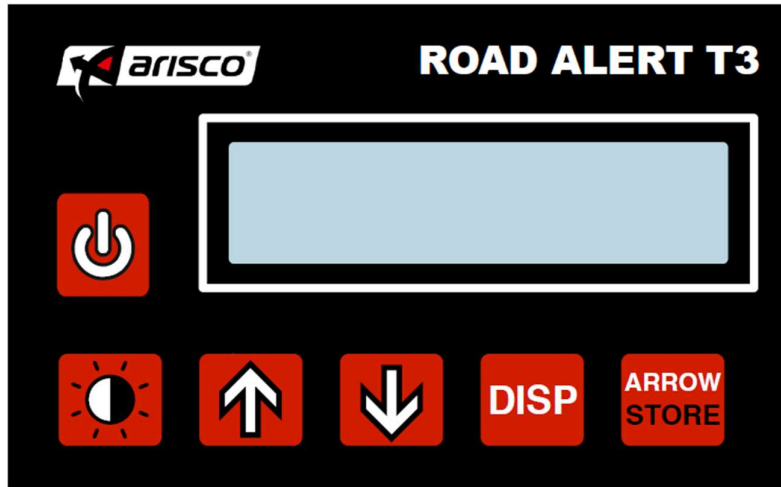




1. Explanation of push-buttons



Push-button	Explanation
	Puts LED display array and touchpad into operation.
	Reduces the intensity of the LED display array
	Scrolling "up" through the user defined message list "UP" is defined as from lowest to highest indexed message
	Scroll "down" through the user defined message list Note: "Down" is defined as from highest to lowest indexed message Uploading from USB activated by holding this key while using
	Shows the currently active message which on the LED display array BACKLIGHT & CONTRAST of the controller activated by holding this key while using
	ARROW allows to loop through the factory default message list. Each press of the button will cause the next message in the list to be displayed as the active message in the LED display area STORE is used to complete the loading of the text messages via the USB thumb drive (stick).



2. External Interface Ports



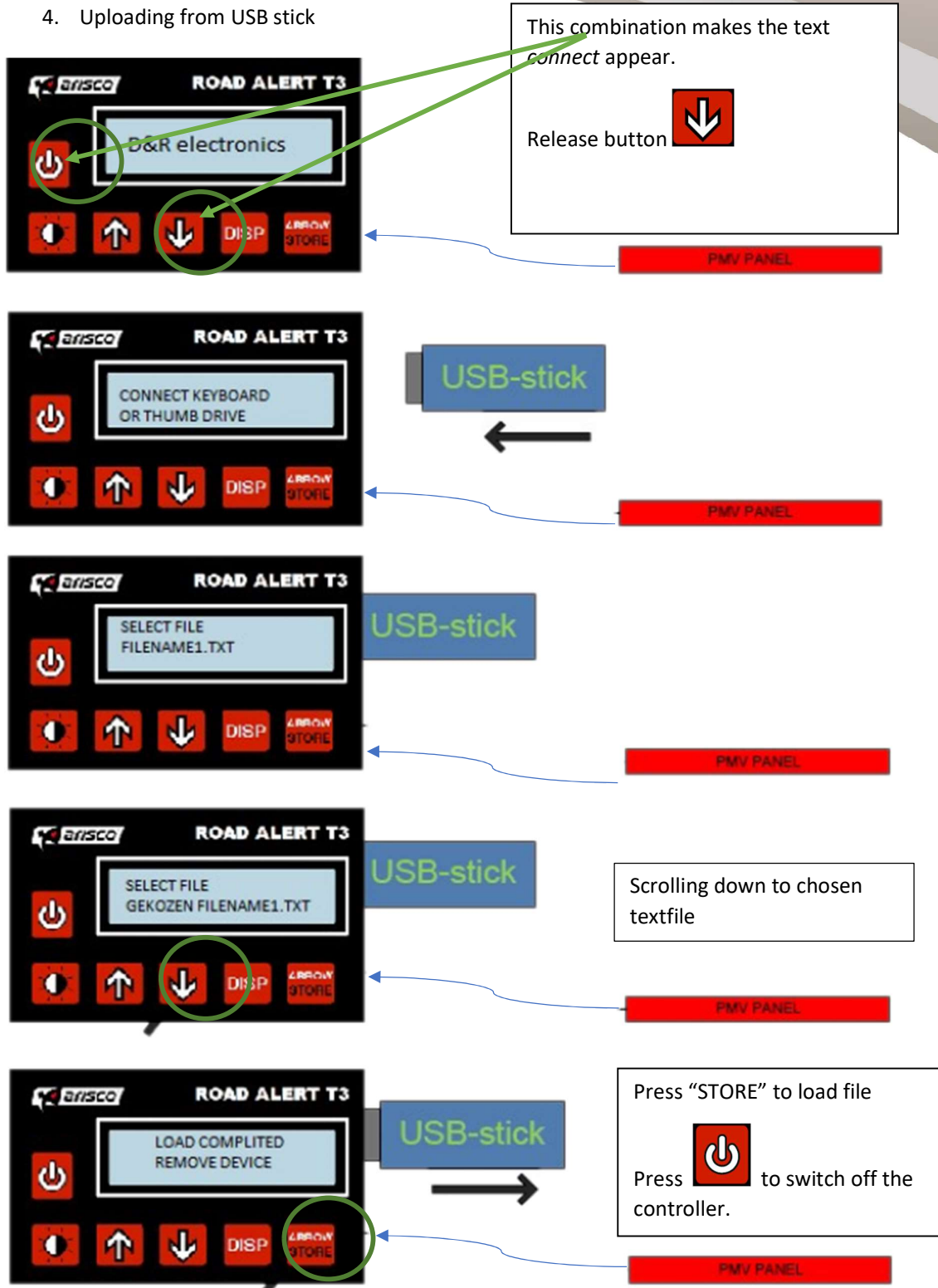
LED SIGN: This is the communication port to the LED Display Array
USB: To load newly generated messages

3. Factory default message list

- Blank All characters off
- Arrow RIGHT
- Arrow LEFT
- CENTRE OUT Arrows right and left divergently
- Flash alternate flash of two outboard characters




4. Uploading from USB stick





5. Preview file



Operation procedure LED display array:

- LED display array has screen of 8 characters.
- When more than 8 characters used, the LED display array acts like a running text.
- Using the symbol ; the actual text line will be replaced by the following text line.

"1.ATTENTION FILE"

"2.ATTENTION ACCIDENT"

"3.ATTENTION TRAVAUX"

"4. DANGER ; VERGLAS;;;;"

"5.DANGER BROUILLARD"

"6.CIRCULATION EN BLOC"

"7.CONDUCTEUR FANTOME >>>>>"

"8.TENIR DISTANCES"

"9.DEGAGER;>>>>;>>>>>>>>;;"

"10.DEGAGER; <<<<;<<<<<<<<<<<<;;"

"11.INTERCALER"

"12.BOUCLER LA CEINTURE"

"13. LIBERER; BANDE ; URGENCE;;;;"

"14.POLICE SUIVEZ NOUS"

"15.INTERDIT DE DEPASSER"

"16.CONTROLE; ALCOOL ;;;;;"

"17.CONTROLE; VITESSE;;;;;"

"18.CONTROLE; POIDS ; LOURDS ;;;;"

"19.PREPARER;DOCUMENT;;;;;;"

"20. COUPER ; MOTEUR ;;;;;"

"21. FILE ;RALENTIR;;;;;"

"22.ACCIDENT;RALENTIR;;;;;"



"23.TRAVAUX;RALENTIR;;;;;"

"24.FILE TENIR DISTANCE"

"25.ACCIDENT TENIR DISTANCES"

"26.TRAVAUX TENIR DISTANCES"

"27.ACCIDENT INTERCALER"

"28.TRAVAUX INTERCALER"

"29.ROUTE BARREE >>>> DETOUR"

"30.ROUTE BARREE <<<< DETOUR"

"31. << ; <<<<;<<<<<<<<;;;;;"

"32. >> ; >>>>;>>>>>>>>;;;;;"

"33. <> ; <<>>;<<<<>>>>;;;;;"

"34.> > ;> > ; > >>>>;;;;;"

"35. < <; < <; < <>>>>;;;;;"

"36.< <>> ;<< >>>>;;;;;"

"37.S T O P ;;;;;"

"38.CONTROLE;;;;;"

"39.CONTROLE; STOP ;>>>>>>>>;;;;;"

"40.CONTROLE; STOP ;<<<<<<<<;;;;;"

"41.OPGEPAST; FILE ;;;;;"

"42.OPGEPAST; ONGEVAL;;;;;"

"43.OPGEPAST; WERKEN ;;;;;"

"44. GEVAAR ; IJZEL ;;;;;"

"45. GEVAAR ; MIST ;;;;;"

"46.BLOKRIJDEN"

"47.SPOOKRIJDER HOU RECHTS"

"48. AFSTAND; HOUDEN ;;;;;"

"49.UITWIJKEN >>>>>>>>"

"50.UITWIJKEN <<<<<<<<"



- "51. RITSEN"
- "52. GORDEL ; DRAGEN ;;;;"
- "53.PECHSTROOK VRIJHOUDEN"
- "54. POLITIE; VOLGEN ;;;;"
- "55. INHALEN;VERBODEN;;;;"
- "56.DOORRIJDEN"
- "57. ALCOHOL;CONTROLE;;;;"
- "58.CONTROLE;SNELHEID;;;;"
- "59.CONTROLE; ZWAAR ; VERVOER;;;;"
- "60.DOCUMENTEN KLAAR HOUDEN"
- "61. MOTOR ;AFZETTEN;;;;"
- "62.FILE VERTRAGEN"
- "63.ONGEVAL VERTRAGEN"
- "64.WERKEN VERTRAGEN"
- "65. FILE ; AFSTAND; HOUDEN ;;;;"
- "66. ONGEVAL; AFSTAND; HOUDEN ;;;;"
- "67. WERKEN ; AFSTAND; HOUDEN ;;;;"
- "68. ONGEVAL; RITSEN ;;;;"
- "69. WERKEN ; RITSEN ;;;;"
- "70.OBSTAKEL;> > >;AFRIJDEN;;;;"
- "71.OBSTAKEL;< < <;AFRIJDEN;;;;"
- "72. "
- " "
- " "
- " "
- " MartinS"
- " Arisco"
- " Fedpol"